

kitchens



Welcome...

Let the purchase of your new kitchen be a journey that will change the way you feel and live within your home.

Before you lies a comprehensive guide that offers more than just advice on designing your dream kitchen, it extends to other areas of your home.

Open plan living can now be enhanced with complementary standalone furniture pieces such as sideboards, media units and coffee tables and it doesn't stop there!

Other additions such as a home office, bootroom, laundry room or pantry can add real value to your home and lifestyle.

Let us take you on that journey, let us inspire your life indoors!

General Information 04-13, 214-239

Some important factors to consider when choosing your kitchen:

Lifestyle & Design.....	04
Internal Solutions.....	06/214
LED Lighting.....	08/220
Beyond the Kitchen.....	10
Quality Ingrained.....	12
Finishes.....	224
Kitchen Ranges (at a glance).....	227
Handles.....	232
Handleless Rail.....	237
Furniture Legs.....	237
Kitchen Door Care & Maintenance.....	238

Timeless Elegance 14-75

A sophisticated and luxurious collection of timeless classics.

Aldana.....	44
Belgravia.....	34
Clifden.....	26
Dawson.....	62
Ellesmere.....	18
Harborne.....	56
Jefferson.....	68
Kensington.....	70
Madison.....	72
Wakefield Inframe Effect.....	30

Country Chic 76-113

Realise your country kitchen dream with this stylish rural collection.

Aldana.....	102
Clifden.....	80
Dawson.....	92
Ellesmere.....	88
Jefferson.....	112
Kensington.....	96
Madison.....	106
Wakefield.....	108

Dramatic Overtones 114-165

Strong colours and bold textures characterise this innovative collection.

Aldana.....	128
Florence.....	118
Georgia.....	132
Harborne.....	144
Kelso & Zola Matte.....	148
Kensington.....	142
Madison.....	122
Rezana & Ferro.....	164
Strada Matte.....	160
Wakefield.....	138
Zola Matte.....	154
Zola Matte, Rezana & Ferro.....	158

Sleek Serenity 166-213

A smooth and serene collection of ergonomically designed kitchens.

Clifden.....	188
Ellesmere.....	192
Harborne.....	196
Strada Gloss.....	210
Strada Matte.....	200
Strada Matte & Tavola.....	204
Zola Gloss.....	186
Zola Gloss & Tavola.....	184
Zola Soft-Matte.....	170
Zola Soft-Matte & Rezana.....	182

This document is intended only as a guide and, as no picture can accurately convey colour representation it is suggested you examine our products personally before purchase. Only then can you appreciate the detail of each and every component, the finishes applied and the superior quality. If your chosen finish is not on display, we recommend that you order a sample.



Lifestyle & design



Never before has there been more opportunity to create the ultimate kitchen, based on your lifestyle. Whether you possess a flair for the dramatic, prefer a serene oasis or want to steep yourself in traditional comfort, your own 'personal' kitchen can be realised.

Not to be underestimated, the design of your new kitchen is one of the most important decisions you can make. From cabinet and appliance layouts to finishes and textures, the design choices you implement will affect how you enjoy your kitchen for many years to come

Internal Solutions



Whether you have a larger kitchen or less space to work with, there'll always be those dreadfully bulky items which prove a pain to store or other everyday items which aren't as accessible as they could be.

Our range of indispensable internal solutions allows you to achieve an organised, practical kitchen without compromising on its aesthetics. From pull-out corner storage to integrated waste bins, we have an ideal solution to suit your everyday needs.





LED Lighting

As kitchens are increasingly performing on a multi-functional level, adequate lighting is essential. A cleverly designed lighting scheme has the power to transform a kitchen into a truly impressive space that sets the mood for cooking, dining, relaxing and entertaining. A diverse range of LED lighting options are available to ensure your kitchen design is taken to the next level in terms of both style and practicality.

Beyond the kitchen

Our 'Beyond the Kitchen' concept allows for ease of continuity between various living zones with the introduction of complementary furniture such as media units, sideboards, coffee and side tables.

With an increase in remote working, the home office has become an essential haven. Regardless of space, through clever design you can integrate a practical working area into an existing space or create a dedicated room for the perfect working environment.

Throughout the brochure you will also find fabulous examples of pantries, bootrooms and laundry rooms, all of which combine clever functionality with stunning creative design.




Quality Ingrained



Quality excellence should be an integral aspect of any furniture you choose to purchase and something you simply expect, regardless of budget. Whether it is the construction, finish or design detail of our ranges you can be sure that high quality is our top priority. With this in mind you are free to concentrate on the look and feel of your new kitchen, confident that the quality is ingrained.

Timeless Elegance

Belonging to an era that time forgot, Timeless Elegance represents enduring sophistication and luxury with beautifully crafted kitchen furniture that will last and last. Interspersed with ornate detailing and grand features, this classic collection brings traditional elements to the fore resulting in a stylish yet comfortable kitchen space that feels like it has always been there.



SETTING THE SCENE

Add authenticity to your timeless environment with the use of subtle textures and finishes that bring out the elegant nature of your kitchen furniture. Sumptuous materials such as velvet for upholstery, marble for worktops and timber for components such as internal shelving will create a feeling of abiding comfort. Don't be afraid to inject an ornate flavour into your design by including elements such as chrome handles and modern style lighting, as this will only enhance the look and feel!





ELLESMERE

A timeless classic, Ellesmere offers style in abundance. Its subtle line detailing on the outer front of the door creates the illusion of a true inframe kitchen but with a more affordable price tag. Ellesmere's superior smooth matte painted finish and wealth of accessories combines luxury and practicality to create a kitchen that's perfect for everyday living and entertaining.

- 1 Ellesmere painted Light Grey and Slate Blue, a sophisticated colour palette which creates a bright and spacious timeless appeal. Worktop is Dekton Natural Collection Rem. This classic style is enhanced with cornice, undercornice & moulded plinth detailing. Doors featured on the sides of the Slate Blue island create a luxurious framed look.
- 2 Create a focal point of interest with antique foxed glass recessed into backsplash above range cooker. Opt for wide drawerfronts underneath double appliances for a more contemporary, linear look.

Handles: K1-255 and K1-257 (See pages 232 & 236).





- 1 This cleverly integrated home office in Light Grey blends harmoniously with the adjoining kitchen space and offers a wealth of storage alongside beautiful beaded panelling to create a practical yet pleasant workstation.
- 2 Wide media unit in Slate Blue with open shelving and spacious single cupboards.
- 3 Adjoining bootroom area in statement Slate Blue featuring a combination of triple panel doors and top box doors for extra height. Beaded panelling creates a traditional, stylish space for hanging coats and is complemented by solid Oak bench seating.



- 1 Ellesmere painted Dust Grey. Worktop, backsplash and open shelving is Dekton Entzo. The mix of stylish metallic accessories and brass open shelving creates an elegant, luxurious space with a contemporary edge.
- 2 This classic C-shaped kitchen design features an elaborate canopy with arched legs. Practical LED task lighting is cleverly incorporated beneath the wall units, which feature doors with integrated pelmets for that classic inframe look.

Handle: K1-159 (See page 235).



- 1 Plain glazed frames on the breakfast bar area acts as a chic design feature and doubles up as an additional storage option with warm ambient cabinet lighting.
- 2 Classic drinks dresser oozes glamour with integrated Oak glass holders, bottle racks and bi-folding doors, resulting in a perfect hub for entertaining.





CLIFDEN

Inspired by the simple beauty of the traditional shaker design, Clifden combines a slim frame with a smooth painted finish to create something truly impeccable. A contrasting palette of muted and rich tones works harmoniously with design elements such as double panel doors, plain dresser frames, an overmantle shelf and beaded panelling to create a truly majestic kitchen space.

- 1 Clifden painted Heritage Green and Porcelain. Worktop is Dekton Stonika Xgloss Collection Natural18c2 and backsplash is Rough Old Glass Vintage. A beautiful yet functional integrated pantry unit features double panel doors. Add a touch of luxury with a canopy to house a recessed extractor fan and incorporate an overmantle shelf to achieve a high-end look.
- 2 Be inspired by this large multi-functional island unit which features space for seating, an integrated wine cooler and bespoke ice bucket recessed into the worktop, providing the perfect space for entertaining.

Handle: K1-218 (See page 235).





- 1 Create an eye-catching yet functional storage solution with this bespoke integrated pantry unit. Pair with beautiful finishing touches such as LED down lights and a quirky half base ladder for those hard to reach areas.
- 2 Home office beyond the kitchen featuring symmetrically paired tall cabinets with top box cabinets in Heritage Green for extra height and storage. Plain glazed frames and beaded panelling add character to create the perfect work environment.



WAKEFIELD INFRAME EFFECT

Taking inspiration from the original Wakefield range with its distinctive beaded centre panel, the Wakefield Inframe Effect features subtle line detailing around the perimeter of the door to give the illusion of an authentic timber inframe kitchen. Available in a wide variety of painted finishes or colour match for that desired shade, Wakefield comes with a wealth of accessories meaning the design possibilities are endless.

- 1 Wakefield Inframe Effect painted Parisian Blue. Worktop is Dekton Stonika Xgloss Olimpo. Backsplash is Zellige Tiles 1018. Achieve the classic inframe look without the bespoke price tag. Add character with central feature canopy surrounded by Georgian glazed frames, cornice and moulded skirting plinth. Multifunctional island incorporating end pastry benches on opposing ends, finished with solid Oak worktop and matching slatted shelf.
- 2 Accents of copper in handles and accessories creates luxe appeal and beautifully complements the rich Jakob Ash Parquet Porcelain floor tiles.

Handles: K1-268 and K1-271 (See pages 235 & 232).





- 1 A feature space for integrated dog bed gives your family pet its own personal space.
- 2 Home office area in Parisian Blue with solid Oak worktop. Seamlessly incorporate a home office zone into your open plan space and complement with furniture and accessories that blends with the rest of the room. Triple panel doors allow for plenty of storage as well as open shelving, drawers and a spacious cupboard for all your home office essentials.



BELGRAVIA

The epitome of true elegance, Belgravia brings both style and substance to your home with its ornately detailed inframe design and numerous accessories. Featuring a superb quality painted finish with visible woodgrain you can create a timeless masterpiece within your home.



- 1 Belgravia painted Deep Forest with large island which dominates the room and creates a distinctive zone between cooking and living. Worktop is Neolith Mar Del Plata.
- 2 Glass panelling cleverly floods the tall integrated larders with natural light.

Handles: K1-270 and K1-267 (See pages 232 & 235).



2



1



- 1 A stunning island adorned with framed end panels.
- 2 This magnificent media wall unit is certainly a statement piece and perfectly complements the kitchen.



2



1



3

- 1 Belgravia kitchen painted Slate Blue and Porcelain. Worktop is Vienna Quartz.
- 2 Detail showing four door larder and rounded mantle shelf.
- 3 Four door larder displaying internal coffee station with open shelving and storage drawer.

Handles: K1-169 and K1-191
(See pages 235 & 232).



- 1 Quadrant barrel unit with solid Oak inset trays and circular timber top.
- 2 Dresser internal featuring glass holder and bottle rack.
- 3 Dresser unit featuring curved and straight cornice detailing with double panel doors.





1



42

- 1 Belgravia kitchen painted Parisian Blue and Stone. Worktop is Calacatta Porcelain.
- 2 Tall larder unit featuring top boxes, under cornice and cornice.



3



4

- 3 Island with curved doors and moulded skirting plinth. Open wall display unit with curved doors.
- 4 Curved base door with moulded skirting plinth.

Handles: K1-192 and K1-194 (See page 232).



43

ALDANA

The stunning simplicity of the Aldana shaker-style door is accentuated by its narrow frame for a decidedly modern look. This door is accompanied by a host of accessories that will expand your design options to create a kitchen that meets all your expectations.

- 1 Aldana kitchen painted Porcelain and Cashmere. Island features a large breakfast bar with open shelves in Light Oak. Worktop is Silestone Lusso.
- 2 Island extends into the living space which incorporates an Aldana sideboard and media unit.

Handle: K1-278 (See page 233).



2



1



- 1 Coordinating media unit in Cashmere and Light Oak creates a cohesive muted colour scheme.
 - 2 This simplistic sideboard design provides extra storage wherever you need it.
- Furniture handles: K1-278 (See page 233).*



- 1 Aldana kitchen painted Marine and Stone. Worktops are Dekton Valterra Ultra Compact (island) and Dekton XGloss Tundra Ultra Compact (base units and dresser). Also shows beautiful end panels on the wall and base units, created with pilasters and feature plinth.
- 2 Dresser displaying Georgian frames with horizontal bars and acute angled cornice.

Handles: K1-195 and K1-198 (see pages 233 & 235).



- 1 Walk in Pantry featuring base units and open shelves in painted Stone.
- 2 Solid Oak dovetail drawer with cutlery insert.
- 3 A welcoming entrance with cloak and bootroom featuring seating and storage.



1



2



3



- 1 Aldana kitchen painted Deep Heather and Light Grey. Worktop is Silestone Charcoal Soapstone Quartz on island and back run. Also shows suspended island supported by chunky posts.
- 2 Feature end panels provide finishing touch to wall and base units. Also shows plain glazed frames.

Handle: K1-206 (see page 234).





1 Bring your kitchen colours to other parts of your home such as the utility area.



1

HARBORNE

Combining the linear detailing of a handleless door with a subtle shaker frame, Harborne captures the true essence of traditional styling with a contemporary twist. Be as adventurous or as serene as you like with our multitude of amazing colours, you can create an environment that reflects your personality and lifestyle.



- 1 Harborne painted Slate Blue and Citrus Green (using our Colour Match Service, see page 227.) Worktop is Dekton Nayla.
- 2 A chunky open shelf provides a practical and decorative feature to perfectly link the tall housing units on either side of the hob.



2



1



2



3



4

- 1 A perfect example of how complementary furniture can enhance an open plan living space.
- 2 Compact but beautiful freestanding and wall hung media combination, enhances the living space visually and practically.
- 3 Contemporary sideboard accentuated by a dark but soft Slate Blue, the perfect partner for its brass legs.
- 4 Integrated seating features pull-out storage drawers and double larders in painted Stone.

Furniture Legs: Antique Brass (See page 237).



1



1 Harborne painted Shell and Stone is used to create this contemporary living space inspired by Scandinavian design through simplistic tonal trends. Worktop is Neolith Blanco Carrara.



2

2 Living area furnished with a complementary Harborne sideboard and media unit in painted Shell.
3 The alcove features a fitted open shelf that sits perfectly above the freestanding console table painted Shell with a Light Oak shelf.



3





DAWSON

Dawson's slim frame, sloped internal profile and v-groove detailing offers a unique design that can adapt to suit both contemporary and traditional styling. Featured here using mock inframe, glazed doors and open shelves to create lots of detail and interesting focal points. Dawson is available in six stunning colours that will easily bring your dream kitchen to life.



- 1 Dawson Indigo kitchen featuring a long window seat with storage, spice rack fronted extractor unit and open shelves with stainless steel rail details. Units are framed with universal moulding to create a traditional inframe look. Worktop is Dekton Bergen.

Handle: K1-259 (See page 234).





- 1 Glazed dresser unit with open shelves.
- 2 Dawson utility features a raised washing machine with handy pull-out shelf below. Other features include tall broom cupboards, laundry rail and wall unit with open shelves and stainless steel rail.





- 1 Dawson Kitchen in Light Grey is complemented with a solid Oak timber worktop and open shelves.
- 2 The island features wide pan drawers, an open shelf in Light Oak and the worktop is Silestone Et Statuario.
- 3 Tall larder units with single glazed feature doors.
- 4 Wide sideboard with open shelves in Light Oak.

Handles: K1-272 and K1-269
(See pages 232 & 235).



JEFFERSON

The quintessentially traditional design of the Jefferson door, with its raised centre panel and defined grain painted finish, exudes charm and sophistication. Choose from an extensive selection of both standard and made to order accessories to devise a kitchen that is totally unique and special.



- 1 Jefferson kitchen painted Light Grey and Gun Metal Grey. Worktop is Honed Marble.
- 2 Pastry bench with solid Oak worktop and slatted shelf.
- 3 Worktop dresser featuring Edwardian carved frames.

Handle: K1-269 (See page 235).

KENSINGTON

The innovative Kensington design with sloped internal profile and prominent v-grooves offers a contemporary twist on the original shaker style. Available in numerous colours, the visible grain on this versatile door provides a look of true authenticity.



- 1 Kensington Porcelain featuring tall larder units and central island. Worktop is Silestone Snowy Ibiza.
- 2 Stylish freestanding sideboard in the dining area with brushed chrome legs.

Handle: K1-279 (See page 233).





MADISON

The layout of this Madison kitchen is designed for modern living. The warmth of rich Light Oak and Ivory evokes an inviting feeling and special designer features such as open shelving offer an abundance of storage space.

- 1 Madison kitchen in Light Oak and painted Ivory featuring a working overmantle and open shelves in Light Oak to complement the elegant island. Worktops are Silestone Et Calacatta Gold. Chunky pilasters, moulded skirting plinth and traditional cornice combine to add opulence to this classic kitchen.
- 2 This magnificent dresser/media unit is the perfect solution to complete this traditionally styled, open plan living space.

Handles: K1-222 and K1-224 (See page 236).





- 1 Madison kitchen painted Cashmere and Graphite. Worktop is Silestone White Storm Quartz. Also shows tall unit with glazed top boxes. Island with bespoke door panel, moulded skirting plinth and solid Oak inset trays with chopping boards.
- 2 Simple flat canopy design flanked by double panel feature doors.

Handles: K1-156 and K1-159 (See pages 232 & 235).

Country Chic

With a varied selection of warm furnishings and punchy painted finishes, Country Chic offers a taste of the traditional with an edge. Retaining all the rudimentary design elements of the much loved rural kitchen, our Country Chic collection adds a contemporary twist with the inclusion of daring colour combinations and unique accessories. Revel in this fresh new look at a time-honoured favourite.



SETTING THE SCENE

Many people aspire to owning a home in the countryside. This may only be a fantasy for some, but it is possible to experience a taste of the country no matter where you live. Introduce a rustic feel to your home with the inclusion of popular country favourites like beaded panelling, visible ceiling beams and natural materials such as timber, slate or stone. Add a chic touch with contemporary accents like vibrant colour mixes and innovative cabinet configurations and live the ultimate rural dream.





1

CLIFDEN

The simplistic, understated style of the Clifden range offers ultimate versatility when it comes to devising the perfect kitchen space. Its widespread appeal means it sits right at home in a country setting and fuses perfectly with contemporary elements such as the glazed patio doors and modern integrated seating area, resulting in a flawless, functional space.



2

- 1 Clifden painted Marine and Light Grey. Worktop and splashback is Corian Antarctica. Back wall features canopy with arched legs nestled between beaded panelling for authentic country style living. Multi-functional L-shaped island features end pastry bench and an integrated dining space.
- 2 Bookcase in Light Grey with inset Oak shelving frames the dining space.

Handles: K1-267 and K1-270 (See pages 235 & 232).

- 1 Integrated pull-out bin in an Anthracite and Silver Steel finish. Features four compartments for an efficient, concealed way to manage everyday waste.
- 2 Walk in pantry provides additional storage with base cabinetry and open shelving in Light Grey. Solid Oak half base ladder allows easy access for hard-to-reach areas.



- 3 A stunning recessed feature dresser which incorporates tall triple panel doors and plain glazed frames, perfect for maximising storage and displaying everyday kitchen items. Incorporate LED downlights for a soft, ambient glow.

- 1 Clifden painted Light Grey and Vintage Pink island. Worktop is Dekton Natural Collection Rem with island worktop in solid Oak. Create the illusion of an inframe kitchen using universal moulding. Incorporate other design features such as a canopy, cornice detailing and plain glazed frames for a touch of country style living.

Handles: K1-267 and K1-270 (See pages 235 & 232).



- 2 Floor to ceiling triple panel doors and integrated shelving, cleverly framing the American fridge freezer.
- 3 Arco Linea corner pull-out in Anthracite, allows you easy access to those hard-to-reach areas. Perfect for storing tableware, pots and pans.

- 1 Console table in painted Light Grey incorporates drawer storage and decorative Oak shelving.
- 2 Combining style with functionality, this bootroom incorporates ample storage through tall triple panel doors, drawers and shelving. Also features beaded panelling and bench seating, classic hallmarks of country living.



ELLESMERE

Sophisticated elegance is the essence of the Ellesmere range which is majestically showcased here in this contemporary rural setting. The generous, freestanding island creates a focal point and works beautifully with feature beaded half wall panelling and rustic flooring to create an idyllic country haven.

- 1 Ellesmere painted Heritage Green. Worktop is Silestone Miami Vena Nebula (back run) and solid Oak (Island). Features beautiful working overmantle and large freestanding island unit for ultimate practicality.
- 2 A fusion of shaker doors, slab pan drawers and plain glazed frames featuring integrated pelmets creates a rich and sophisticated look.
- 3 American fridge freezer symmetrically nestled between triple panel doors and top units with cornice. Colour matched, partially glazed double doors leads into utility / bootroom.

Handles: K1-192 and K1-194 (See page 232).





- 1 The addition of a complementary console table works in harmony with the main island unit which features a bespoke towel rail in solid Oak.
- 2 Partially glazed partitions cleverly zone the space into distinct living spaces. Wall panelling in Heritage Green and bench seating in the dining area creates a seamless look beyond the kitchen and adds a real touch of sophistication to the space.



- 3 Multi-functional laundry / bootroom provides a wealth of storage. Eye level appliances ensure extra convenience for daily use. Coat area features beaded panelling and bench seating lends itself perfectly to the overall rural styling.



DAWSON

Dawson lends itself well to this rustic shabby chic decor. Details such as the sloped internal profile, v-groove and smooth finish contrast perfectly with this eclectic mix of rough timber and wall finishes. A traditional pantry designed with open shelves and wicker baskets, adds a practical as well as decorative element to this cosy family home.

1 Dawson Kitchen in Porcelain and Cashmere displaying feature plinth, open shelves and walk in pantry with wicker baskets. Worktops are Cosentino Colonial White and solid Oak timber.

Handles: K1-257 and K1-255 (See pages 236 & 232).





- 1 A wide sideboard in Cashmere offers ample storage in the dining area and complements the kitchen perfectly.
- 2 Walk-in pantry featuring open shelves and pull-out wicker baskets.



KENSINGTON

Show your country fun side with a Kensington shaker style kitchen incorporating door and accessory combinations suitable for any size of space. The door's sloped inner profile, v-groove and grain finish means it is perfect for a busy family lifestyle.

- 1 A spacious Kensington kitchen in Indigo featuring open shelves with plate rack and large island with breakfast bar. Worktops are Dekton Aura15.
- 2 Tall cabinets with integrated fridge and freezer.

Handles: K1-255 and K1-257 (See pages 232 & 236).



- 3 Traditional walk-in pantry featuring open shelves with decorative brackets.
- 4 Cosy dining area makes the perfect space for family living and entertaining friends.





- 1 Kensington in Cashmere creates a warm cosy feel to this compact kitchen which opens up onto the patio for outside dining. Worktop is solid Oak timber.
- 2 A tall dresser unit creates the perfect larder. Extra storage is provided with decorative open shelves.

Handle: K1-259 (See page 234).



2



1



- 1 Adding an underplinth below the doors, enhances the overall streamlined design of this shaker range.
- 2 A beautiful console table complements the kitchen providing decorative and practical storage.

ALDANA

A kitchen that ideally lends itself to a rustic look, Aldana's slim frame accommodates the hallmarks of country living perfectly. Whether you choose a more traditional approach with T&G panelling, earthy colours and pastoral style accessories or decide to go a more modern route with dynamic colour combinations and designer styling, your country kitchen will evoke that comforting, lived in feel.

- 1 Use T&G panelling to great effect by bringing it through to spaces that extend off your kitchen. Shown here is an entrance way featuring bench seating and T&G panels.
- 2 Aldana kitchen painted Viridian. Worktop is Dekton Entzo Ultra Compact. Also shows use of universal pilaster to create a 'framed' look and plain glazed frames on worktop dressers and on top of far larder unit.

Handle: K1-210 (See page 236).





1



- 1 Island with solid Oak inset chopping boards.
- 2 Designer canopy with oversized, shaped corbals sits majestically above the central island that boasts convenient open shelving.



2

MADISON

Effortlessly chic and stylish, the Madison shaker door with v-groove makes an impressive statement with its simple detailing and selection of accompanying designer accessories. Classic in both function and form Madison will fit happily into any sized space to bring you a kitchen that works hard and looks fabulous.

- 1 Madison kitchen painted Porcelain and Marine is used to create a modern twist to a traditional setting. Window seats make a stunning and practical storage solution. Worktop is Dekton Kovik.
- 2 The T&G feature on the compact island with breakfast bar and open shelves in Light Oak is reflected on the wall run to enhance the simplistic styling of the Porcelain units.
- 3 Sideboard featuring drawerpack and moulded skirting plinth.

Handles: K1-256 and K1-258 (See pages 232 & 236).





WAKEFIELD

This traditional door with beaded centre panel finds its place in a modern setting with the use of a simple linear cornice which reflects the architecture. The subtle natural colour of Cardamom is complemented with the Light Oak island, creating a warmth to this bright contemporary space.



1 Wakefield painted Cardamom with Light Oak Island. Featuring tall larder units with glazed top boxes. The island is given prominence with its chunky modular pilasters and open shelf pastry bench. Worktop is Dekton Fossil.

Handles: K1-268 and K1-271 (See pages 235 & 232).





1 The open plan living space complements the kitchen with a coffee table and wide media unit in Cardamom with contrasting Light Oak open shelves.



JEFFERSON

The ornately constructed Jefferson door with its moulded, raised centre panel will bring your rural space to a different level. Available in Oak or with any painted finish and offering a large selection of specially appointed accessories, the number of design possibilities are endless with this classically elegant kitchen.



- 1 Jefferson in Light Oak and painted Ivory combines lots of rich tones and textures creating a feeling of cosiness and homeliness. Worktops are Dekton Milar.
- 2 Dresser with solid Oak wine glass holder and wine rack.
- 3 Extra storage and seating are cleverly incorporated with cushioned window seats.

Handles: K1-214 and K1-218 (See pages 234 & 235).



Dramatic Overtones

Strong colours, bold textures and innovative styling are key features of the Dramatic Overtones collection. Designed for those with an adventurous spirit, these kitchens will make an audacious lifestyle statement. The use of compelling and unique finishes including a weathered metal look and textured timbers provide the perfect canvas to showcase these contemporary door styles and accessories.



SETTING THE SCENE

When it comes to Dramatic Overtones there is no holding back. It is all about making a daring statement and powerful colours are the key to ensuring your dramatic kitchen is a success. Strong blues, greens and greys are prevalent and when combined with finishes such as brass and bold textures such as stained ash or cross scratched oak you will create a kitchen space that is certain to provoke the senses.





FLORENCE

When a room is flooded with natural light it gives you the opportunity to be as bold and dramatic as you dare. The classic style of Florence with its smooth finish and beaded profile is dramatically combined with dark olive walls and brass accents to create a rich and vibrant living space.



1 Florence kitchen painted Slate Blue features a window seat providing an area to relax in addition to extra storage. Worktop is SapienStone Arabescato.

Handles: K1-273 and K1-277 (See pages 236 & 233).

- 1 Window seats are the perfect addition to any home. Combined here beside patio doors to really make the living space extend into the garden.
- 2 Glazed doors add a point of interest to the island.
- 3 Using the same style as the kitchen a small home office is placed in the window nook, providing a light and airy place to work.



2



3

MADISON

This stunning injection of warm Vintage Pink complements the Parched Oak timber while contrasting with the cool tones of Slate Blue. Madison's simplistic shaker door with timber grain finish offers you endless possibilities to create your perfect statement kitchen and living space.



1 Madison kitchen painted Vintage Pink and Slate Blue. Features extra tall larder units with pullout drawers below. Open shelves in Parched Oak reflect the dramatic architectural features of the skylight. Worktop is Dekton Aura.

Handles: K1-263 and K1-266 (See pages 236 & 233).



1



1

- 1 Arco Compact corner pull-out features Chrome round wire rails and White non-slip base. Perfect for storing tableware, pots and pans.
- 2 A combination of Vintage Pink and Parched Oak flatter the linear design of these furniture pieces providing a warm sophisticated look in the living area.



2



1

- 1 Madison kitchen painted Marine and Light Teal. Worktop is Silestone Iconic White Quartz.
- 2 Maximise your kitchen space by including a recessed tall appliance housing unit.
- 3 Dresser top with Georgian frames.

Handles: K1-155 and K1-158 (See pages 232 & 235).



2



3



ALDANA

The sophistication of the Aldana door is given a dynamic injection of colour to create a decidedly modern look. Innovative design features and uncomplicated styling emphasise the clean lines of this versatile door and result in a dramatic contemporary living space.



1 Aldana kitchen painted Graphite. Worktop is Dekton Kelya Ultra Compact.
Handles: K1-197 and K1-200 (See pages 233 & 235).



1 Island displaying double door end panel framed with under plinth and chunky pilasters.
 2 An Aldana media unit in Graphite perfectly completes the furnishing requirements of this industrial living space.

1





GEORGIA

Offering a selection of on trend colours the Georgia kitchen is a shaker-style door featuring a smooth painted finish and is ideal for those who like to experiment! A truly versatile design that lends itself equally to a wide range of styles from modern industrial to cosy traditional.



- 1 Georgia kitchen painted Marine. Worktops are Neolith Calacatta CO1R. Features include Light Oak open shelving and a multi functional island, perfect for entertaining and casual dining.
- 2 A Georgia media unit silhouettes the industrial brick wall in the living space.

Handle: K1-261 and K1-264 (See pages 236 & 233).





1 Media unit painted Marine with contrasting Parched Oak open shelf perfectly complements the detailing in the kitchen.





- 1 Georgia kitchen painted Airforce. Worktop is Silestone Eternal Statuario Quartz. Also shows open shelving unit in Parched Oak and mantle shelf.
- 2 Unit featuring display area with Parched Oak back panel and shelving painted Airforce.
- 3 Island with integrated open shelving.

Handle: K1-225 (See page 234).

WAKEFIELD

Often seen in a more traditional setting, Wakefield is successfully used here to add a more eclectic look and feel to this contemporary open plan living space. Brass and orange accessories effectively contrast with the rich, on trend Marine colour. Open shelving features heavily to add practical and decorative storage and gives this modern living space a sense of warmth and homeliness.

- 1 Wakefield kitchen painted Marine creates a dramatic element to this modern rural home. Worktop is Caesarstone Supernatural 5143 White Attica.
- 2 Stunning dining area furnished with a complementary sideboard painted Marine.

Handle: K1-277 (See page 233).





1

- 1 The multilevel island is designed to effectively divide and reflect the open plan architecture and create functional spaces.
- 2 This sideboard painted Marine shows off the beautiful grain finish and beaded profile of the Wakefield door.



141

KENSINGTON

Kensington's versatility lends itself well to many contemporary settings and this barn style architecture proves that point. A bold statement which dramatically combines Kensington Graphite with a backdrop of rustic wall finishes in earthy tones. Natural light reflects off the vast ceiling to balance the dark elements of this amazing living space.



- 1 Kensington kitchen in Graphite featuring simple linear styling. Worktop is Dekton Sirocco.
- 2 A magnificent island divides the various living zones of this open plan space.
- 3 Coffee table in Graphite complements the kitchen.

Handles: K1-279 (See page 233)

HARBORNE

This eclectic Harborne kitchen with bold colours and quirky architecture is certainly a statement space. The white walls are contrasted with polished concrete floors and complementary furniture pieces add the finishing touches that create a seamless flow from the kitchen to the living room.

- 1 Harborne painted Graphite and Chicory Red (using our Colour Match Service, see page 227). Worktop is Neolith Nero Marquina.
- 2 The island's wide pan drawers add to the linear theme of this kitchen. Chicory Red is contrasted with open shelves in Graphite.





- 1 Customise your furniture 'beyond the kitchen' to create a semi-fitted modern dresser. Plenty of personality can also be injected into freestanding pieces by using contrasting colours as shown here on the coffee table and bookcase.
- 2 A stunning Harborne bookcase in Chicory Red (Colour Match Service, see page 227) with back panel in Graphite and antique brass legs.

Furniture Legs: Antique Brass (See page 237).




KELSO & ZOLA MATTE

City living at its best in this contemporary apartment which features the dramatic ash grain of Kelso stained Pacific Blue paired with the contrasting smooth finish of Zola Matte painted Marine. This handleless design is completed with a handleless rail painted Marine.




- 1 Kelso stained Pacific Blue is framed perfectly with Zola Matte and Handleless rail both painted Marine. Worktop is Caesarstone 4011 Cloudburst Concrete.
- 2 Kelso's stained Ash timber is best shown off in these tall larder doors.
- 3 This simply styled sideboard in Zola Matte Marine with contrasting open shelves in Kelso Pacific Blue has dual functions as a media unit and storage solution in this small apartment.
- 4 A side table in Zola Matte painted Marine and Kelso stained Pacific Blue adds the finishing touch to this quirky living space.

Furniture handles: K1-206 (See page 234).





- 1 A magnificent kitchen featuring Kelso stained Truffle Grey contrasted with Zola Matte painted Graphite. Worktop is Dekton Laos.
- 2 Floating Island in Zola Matte Graphite features a handleless aluminium rail extending around all sides to create a seamless linear design. A solid Oak breakfast bar complements the architectural support beams.



- 1 A Zola Matte sideboard painted Graphite takes pride of place in the dining area.
- 2 Detail of the Ash timber grain of Kelso stained Truffle Grey. End Panels and plinth are Zola Matte painted Graphite. Handleless rail also painted Graphite.

Handles: K1-204 (See page 234).

Handleless Rail: Aluminium, also available in PTO (See page 237).

Furniture legs: Brushed Chrome (See page 237).



ZOLA MATTE

A stunning open-plan living space with bold decor choices showcases this stunning Zola Matte kitchen. The smooth painted finish of the doors seen here in dramatic Slate Blue, creates the perfect base for adding rich complementary colours. The design possibilities are truly endless!



1 Zola Matte painted Slate Blue is showcased in this large open plan living space. Worktops are Dekton Fossil. The smooth matte finish is contrasted with the 3D texture of the slatted wooden wall feature and the rich, warm copper tones used to style the room.

Handle: K1-280 (See page 233).





- 1 Quirky double-sided sideboard with open shelves is used to partition the living area from the kitchen.
- 2 The living area is further complemented with a contemporary media unit and sits perfectly with the metal frame shelving unit.

Furniture Legs: Brushed Chrome (See page 237).



ZOLA MATTE, REZANA & FERRO

Three door finishes that were born to live together, the Zola, Rezana and Ferro ranges celebrate their simple construction by sporting a spectacular selection of finishes. Rezana, with its cross scratched timber finish is the perfect complement to Zola Matte and Ferro's unique oxidised copper look, resulting in a match made in heaven.



1



2



3



4

- 1 Island features Ferro in Oxidized Copper and tall oven housing features brushed, cross scratched finish of Rezana in Espresso Oak. Worktop is Silestone Cemento Spa Quartz.
- 2 Larder with Zola Matte painted Lava and featuring open shelving in Rezana Espresso Oak.
- 3 Detail showing handleless rail system in copper with Ferro drawer fronts in Oxidized Copper.
- 4 Rezana panels used to create a dramatic feature wall.

Handle: K1-158 (See page 235).

Handleless Rail: Available in PTO (See page 237).

STRADA MATTE

Strada's cutting-edge door with integrated J-handle perfectly accommodates a blend of daring tone-on-tone styling. A kitchen designed for those who appreciate colour, the dark Marine is contrasted with vibrant, rich and earthy tones to create an eclectic and luxuriously styled room.

1 Strada Matte Marine is styled beautifully in this stunning city apartment where the dramatic colour tones are contrasted with the natural timbers of the herringbone floor. Worktops are Dekton Vera.





1 Continuing with the tone-on-tone theme the living space is furnished with a Strada Matte media unit which is detailed with antique brass legs.

Furniture Legs: Antique Brass (See page 237).

REZANA & FERRO

A true representation of the urban dream, this mix of Rezana's rich real wood veneer and Ferro's cool iron paint finish work to create an exciting habitat for lovers of the 'industrial' look. This minimalist kitchen loft design is offset nicely by signatures of the industrial style such as exposed brickwork and piping and is given a touch of vibrancy with the inclusion of an interior herb garden.




- 1 Rezana stained Carbon Oak and Ferro painted Iron. Worktop is Dekton Orix Ultra Compact. Also shows custom designed vessel to hold potted herbs.
- 2 Pan drawers showing solid Oak secret cutlery drawer with dovetail joints and inconspicuously positioned matte black handles.
- 3 The iron finish of Ferro sits comfortably alongside Rezana's dark timber.

Handle: K1-234 (See page 235).

Sleek Serenity

Smooth textures and an opposing fusion of subdued and bold tones captures the essence of the Sleek Serenity collection. Created without compromise, these kitchens provide a dream setting for those who appreciate the benefits and beauty of ergonomic design. Usually occupying a bright and airy space and using sleek finishes and minimalist features, we show what is needed to build your modern paradise.



SETTING THE SCENE

Capture a sleek and serene feeling with the contrasting use of soothing muted tones and rich darker tones, which when combined with an abundance of space and light will result in a kitchen that will bring our your inner calm. Incorporate natural materials such as timber, stone or marble to establish a sense of contrast and balance to your design.





ZOLA SOFT-MATTE

The adaptability of Zola's slab design allows for a myriad of possibilities to create a truly aspirational kitchen. Available in a Gloss, Soft-Matte or Matte finish, you can achieve a sleek and spacious contemporary look through a choice of muted or bold colours and a clever design layout.



1 Zola Soft-Matte in Indigo featuring handleless rail system in a trendy brass metallic finish. Worktop and upstand is Silestone Classic Calacatta. The combination of moody blues and warm contrasting tones from the herringbone flooring and neutral wall colour creates an ultra modern style statement.

1 Simplistic linear look achieved by the sleek handleless rail and bank of drawers across the full length of base units.



2 Integrated dishwasher cleverly framed with handleless rail for a truly streamlined look.



- 1 Zola Soft Matte Cashmere and White with handleless rail system in aluminium finish. Worktop and upstand is Silestone Royal Reef. Inspired by Scandinavian influences of wood and signature muted tones, this trademark look achieves a perfect fusion of style and practicality.
- 2 Enhance the space by incorporating over cabinet LED lighting providing illumination and ambience.

Handleless Rail: Aluminium (See page 237).





- 1 Multi-functional island unit in White, featuring extra wide drawers for optimal storage and a streamlined appearance.
- 2 Open shelves act as a fresh alternative to internal drawers. The Oak finish provides a premium quality look resulting in a truly unique design feature.
- 3 Carry the minimalist look through to the adjacent laundry room. Incorporate integrated appliances at eye level for everyday convenience and frame with tall doors to maximise storage.





- 1 Zola Soft-Matte Indigo and White. Worktop is custom made concrete. The mood provoking Indigo cabinets with cool concrete slab contrast beautifully against the crisp White cabinets.
- 2 Handleless aluminium rail system dispenses the need for handles and can be painted in any of our 28 standard colours.

Handleless Rail: Aluminium (See page 237).






- 1 Zola Soft-Matte Light Grey and Graphite. Worktops are Silestone Lagoon Quartz (back run) and Silestone Eternal Emperador Quartz (island). Also shows handleless rail system with aluminium finish.
- 2 A Zola Soft-Matte sideboard in Graphite with push to open doors and drawers, adds another focal point in this contemporary living space.

Furniture Legs: Brushed Chrome (See page 237).
Handleless Rail: Aluminium (See page 237).

ZOLA SOFT-MATTE & REZANA

The fusion of smooth and textured finishes through the Zola Soft-Matte and Rezana doors is a perfect pairing for this compact design layout. The muted tones contrast beautifully with the richer hues and illustrates that smaller spaces can be just as stylish and impactful with the right choice of colours and materials.



3

- 1 Zola Soft-Matte in Porcelain is contrasted with Rezana Weathered Silver throughout this Urban apartment with its compact kitchen and home office. Worktop is Corian Neutral Aggregate.
- 2 Home office in Porcelain features a pull-out filing drawer, open shelves and desktop are Rezana Weathered Silver.
- 3 Compact sink area with decorative timber shelf.

Handles: K1-274 and K1-282 (See pages 236 & 233).



ZOLA GLOSS & TAVOLA

A stunning example of what Sleek Serenity really means, the combined features of the Zola Gloss and Tavola doors bring beauty and functionality together effortlessly. A sense of balance is achieved with contrasting colours and finishes and an open plan room design allows for plenty of free movement around the kitchen.

- 1 Zola Gloss in Dust Grey and Cashmere with Tavola stained Carbon. Handleless rail system painted Dust Grey is used for a clutter-free look. Worktop is Silestone Marengo Quartz.
- 2 The Carbon stain used on the Tavola door accentuates its unique horizontal grain.

Handleless Rail: Aluminium in painted Dust Grey
(See page 237).





1

- 1 Zola Gloss in White and Light Grey. Worktops are White Marble and solid Oak. Also shows dual level island creating ample seating space.
- 2 Bespoke designer storage and display unit.

Handle: K1-164 (See page 235).



2

CLIFDEN

A simple shaker design with an ultra-modern twist, Clifden takes flair and panache to the next level through a bold colour choice, industrial styling and a rich brass handleless trim. The stunning room architecture creates a seamless transition from the indoors to the outdoors and naturally accentuates the Heritage Green paint colour.

- 1 Clifden painted Heritage Green. Worktop is Dekton Natural Collection Rem (back run) and solid Oak (island). Also features Handleless rail system in a contrasting rich metallic brass finish.
- 2 Floor to ceiling tall housing with integrated oven tower for a streamlined look.





1

- 1 A fusion of natural solid Oak combined with exposed brick and industrial styling creates a stunning contrast of materials.
- 2 Continue the streamlined look with uninterrupted lines on the multi-functional island unit.
- 3 Contemporary room architecture beautifully merges the outdoors with the indoors through the inclusion of a quirky window hatch, perfect for alfresco dining and entertaining.



2



3



2

- 1 Ellesmere Painted Slate Blue featuring statement fluted paneling in Dove Slate. Worktop and upstand is Dekton Vera.
- 2 A stunning fusion of classic meets contemporary in this galley view through slab drawerfronts on the island and more traditional centre paneled drawerfronts on the sink run.

Handle: K1-280 (See page 233).

ELLESMERE

A fresh and contemporary take on a traditional inframe look, Ellesmere's superior smooth painted finish and subtle line detailing on the door means it's at home in both classic and contemporary settings. Choose a daring colour and combine with key design features such as slab drawers for a modern-day look.



1





- 1 Complementary furniture in the adjacent split-level room allows for continuity between living zones with this contemporary bookcase featuring matching square black handles and polished chrome legs.
- 2 Transform the space by incorporating over cabinet LED lighting for decorative purposes. Maximise storage with a functional floating shelf framed by tall units on either side.

Furniture Legs: Brushed Chrome (See page 237).



HARBORNE

A modern handleless Harborne kitchen provides a statement contrast with the dark walls in this urban townhouse, mixing original features such as coving and fireplace with the linear design of the kitchen, to produce a uniquely serene living space.



- 1 This Harborne kitchen painted Light Grey makes a feature of the original fireplace by adding base units in the alcoves and adding black metal open shelves above to create a point of interest. Worktops are Dekton Splendor and solid Oak timber.
- 2 Tall units provide ample storage and cleverly house the fridge and freezer so as to retain a sleek and linear look.





1

- 1 Harborne's sleek linear design is accentuated here with the use of wide pan drawers throughout the island and in the chimney breast alcoves.
- 2 This handleless door with its shallow recessed centre panel combine the simplicity of a slab door with the detailing of a shaker, making it extremely versatile.



2



- 1 Strada Matte Cashmere. Worktop and upstand is Silestone White Arabesque. For a zoned living space, opt for internal glass crittall doors which gives the illusion of more space. Add open shelving as an additional feature for storage or to act as a decorative display.
- 2 Achieve this ultra-modern light and airy space through a combination of soft muted colours and a simple design layout. The linear wall panelling and rich marble worktop create a statement designer look.



STRADA MATTE

A resounding favourite for those seeking a contemporary space, Strada Matte painted offers a silky, durable and blemish free finish. Coupled with Strada's cutting-edge design and extensive colour options, you have a kitchen that meets your practical needs as well as your aesthetic demands.





- 1 Pull-out bin in Anthracite and Silver Steel featuring two compartments, perfect for separating everyday waste and recyclables.
- 2 Floating wall units with under cabinet LED strip lighting creates a soft, warm ambience to the kitchen.
- 3 This compact study nook doesn't compromise on storage through a clever combination of drawer, cupboard and tall cabinetry resulting in a practical yet inviting work station.



STRADA MATTE & TAVOLA

The uncomplicated pairing of the Strada and Tavola doors really excels when it comes to the smaller kitchen, providing a clean and orderly environment. Both ranges offer a large number of accompanying accessories that are easily adaptable so that you can devise specialised features that fit your particular space.



1 Strada Matte painted Lava and Tavola stained Carbon Oak. Worktop is Tundra Grey Marble. The horizontal grain of the Tavola cabinets helps elongate the look of the kitchen and the island has been custom made to fit its unique shape.

Handle: K1-248 (See page 235).



1

1 This urban office retreat helps maintain the feel of more space by replicating the earthy two tone finishes of silky smooth Strada painted Lava and the rich horizontal grain in Tavola Carbon Oak to make the two spaces feel like one.



1





- 1 Strada Matte painted Light Grey (wall and base units) and Dust Grey (island). Worktop is Boston Concrete. Traditional meets modern with ornately styled home decor sitting harmoniously alongside contemporary kitchen cabinetry.
- 2 Graphite coffee table with angular brushed chrome legs complement the dark tactile feel on the unit.
- 3 Wall hung contemporary media unit painted Dust Grey and Graphite features open shelves and spot light.

Furniture Legs: Brushed Chrome (See page 237).



STRADA GLOSS

Ideally suited to contemporary urban living Strada shows its versatility by offering numerous accessories that can be used to develop your own unique look. Whether you appreciate the softness of curves or prefer simple straight lines Strada Gloss has just what you are looking for.

1 Strada Gloss in White and Aldana painted Dust Grey. The Aldana freestanding larder unit with painted ash grain finish makes itself at home beside Strada's gloss cabinets. Worktop is Dekton Keon Ultra Compact.

Handle: K1-205 (See page 234).



- 1 In this home office, located on the mezzanine floor, the natural warm colour palette provides a calming influence. The Strada Gloss Light Grey finish on the cabinetry reflects the abundance of light from the window. Plenty of storage means it remains clutter free. All of this, will no doubt get your creative juices flowing.
- 2 Strada Gloss kitchen in Light Grey features recessed full height appliance housing units including floating wall and full height larder units. Worktop is Corian Domino Terrazzo.
- 3 External feature posts on the island allow for the continuous flow of the Strada J-handle below the worktop.



Internal Solutions

From dark, hard to reach corners to awkward pieces of cookware, we offer a range of indispensable storage solutions so you can be free to enjoy an extremely well organised kitchen.

While practicality is key, your storage doesn't have to compromise the overall look of your kitchen. The design versatility of our storage means that the inside can look just as beautiful as the outside.



CORNER STORAGE

With the natural shape of our homes, corner cupboards aren't something we can escape. Turn those dark, hard to reach spaces into practical, easy to reach areas with our cleverly designed corner pull-outs.

The Arco corner solutions offer effortless opening and ultimate practicality. Each tray swings gracefully out of the cabinet completely and independently. A high load capacity makes them suitable for housing heavy pots and pans, crockery or even small kitchen appliances. Available as a standard self-closing system or as a 'soft-closing' and 'soft-opening' model.

ARCO COMPACT



Arco Compact features Chrome round wire rails with White non-slip base.

ARCO LINEA



Arco Linea features Anthracite flat rails with Anthracite non-slip base.

PULL-OUT BINS

Keep your floorspace clutter-free and ensure your kitchen remains clean, tidy and hygienic with one of our cleverly concealed integrated bins, a real benefit for smaller kitchen spaces.

Depending on the size of your household, we offer a range of soft-close pull-out bins with one or more compartments ranging from 21 litre capacity to an enormous 86 litres! Available in Beige and Anthracite finishes.



Pull-out bin in Anthracite and Silver Steel available in 48 litre capacity option, featuring 2 x 24 litre bins suitable for 450/500mm wide cabinets.



Pull-out bin in Anthracite available in 64 litre, 2 x 24 litre bins and 2 x 8 litre bins suitable for 600mm wide cabinets.

OAK INTERNALS

Add a luxurious dimension to your kitchen with the inclusion of solid Oak storage. Ranging from cutlery inserts and spice drawers to larger pantry units and larders, you can completely transform the way your kitchen operates by creating organised areas that allow you to locate everything you need easily.

- 1 Larder unit with wine glass holder, wine rack, and specialised scalloped edge drawers that allow you to view contents easily.
- 2 Four door worktop larder featuring made to order coffee station with cup rail, unique shelving design and storage drawer for holding coffee pods.
- 3 Dresser featuring internal bar with wine glass holder, wine rack and antique mirrored glass back panel.

FEATURE UNITS

DOVETAIL DRAWERS & INSERTS



This tray set features a handy spice drawer with dovetailed construction above a framed solid Oak tray.



Bespoke cutlery insert trays will organise your utensils to ensure everything you need is at hand.



Deep pan drawers allow you to arrange pots and pans so that they are readily accessible.



1



2



3

LED Lighting

A carefully considered kitchen lighting scheme can completely transform the look and feel of your space. From prepping a meal for the family, to entertaining friends around the table, your choice of lighting not only sets the mood, but it can also enhance key design features within the kitchen itself. We offer a range of LED lighting solutions to meet both your practical and aesthetic needs.



COLOUR TEMPERATURES

LED's are available in two colour temperatures, Warm White and Natural White. The colour you choose can have a major impact on the overall look and feel of your kitchen space.



Warm White emits a yellow tone and naturally brings out the softer tones in painted kitchens with timber worktops and traditional tile finishes.



Natural White gives a cool crisp effect and enhances more modern kitchens with gloss, concrete and stainless steel finishes.

TASK LIGHTING

Sufficient lighting is a must in task based areas where hobs, sinks and even worktops are in use, as this aids safe cooking, washing and prepping. A range of LED options are available in aluminium and an on-trend matte black finish.



Under cabinet LED lighting in a trendy matte black finish transforms open Oak shelving into a unique design feature.

MOOD LIGHTING

Lighting that creates ambience in a kitchen setting can provide the most stunning effect and can transform a kitchen space better than anything else. Opt for recessed LED lighting under worktops, concealed above wall cabinets or even along the bottom of base units.



Effective under cabinet lights used in open shelves and cabinetry combined with LED strip lighting installed underneath the worktop surface of an island are clever ways to create the perfect atmospheric mood.

CONVENIENCE LIGHTING

Combine beautiful, functional lighting with everyday practicality through a range of switches and control modules for ultimate convenience. Choose from a range of wireless touch switches or control lighting from your smartphone via a Wifi app, or through voice control systems such as Amazon Echo or Google Home.

Finishes

Whether you opt for painted or stained we have a wide selection of colours and finishes to offer, with a view to designing your ultimate kitchen. As well as having our standard painted and stained finishes we also use specialised techniques to produce a unique range of metal paints that when used as a focal feature will set your kitchen design well apart from the rest.



STANDARD PAINT PALETTE PTO

Whites/Creams

Brilliant White
Porcelain
Ivory
Mussel

Beiges

Shell
Stone
Stone Grey
Lava

Greys

Light Grey
Dust Grey
Gun Metal Grey
Graphite

Blues

Pantry Blue
Airforce
Parisian Blue
Marine
Slate Blue
Indigo

Greens

Sage Green
Cardamom
Light Teal
Viridian
Heritage Green
Deep Forest

Pinks/Purples

Cashmere
Vintage Pink
Lavendar Grey
Deep Heather

Standard paint colours can be applied to: Aldana, Belgravia, Clifden, Ellesmere, Florence, Georgia, Harborne, Jefferson, Madison, Strada Matte, Tavola, Wakefield, Wakefield Inframe Effect & Zola Matte.

OAK STAIN PALETTE STO

Light Oak
Parched Oak
Espresso
Weathered Silver
Carbon
Hacienda Black

Oak stains can be applied to: Rezana and Tavola.

KELSO STAIN PALETTE STO

Sand Dune
Silver Sage
Fern Green
Pacific Blue
Vintage Port
Truffle Gray

Can be applied to Kelso only.

Timber veneers are randomly selected and therefore, each door will be different in grain structure and can have variation in colour.

FERRO PAINT PALETTE PTO

Iron
Rusted Iron
Copper
Oxidised Copper
Brass
Burnished Brass

Metal paints can be applied to Ferro only.

This document is intended only as a guide and, as no picture can accurately convey colour representation it is suggested you examine our products personally before purchase. Only then can you appreciate the detail of each and every component, the finishes applied and the superior quality. If your chosen finish is not on display, we recommend that you order a sample.



Kitchen Ranges (at a glance)

EX EXPRESS COLOURS

For some ranges you will see that they are available in a selection of Express Colours. These are colours that are popular and therefore we use them to pre-finish a number of our kitchens and make them available in a shorter amount of time.

STO STAIN TO ORDER

We offer a selection of stains in a variety of hues. Depending on the grain structure of your chosen door there will be variations in colour from range to range. We highly recommend that you request a sample before placing your order. (See page 225)

PTO PAINT TO ORDER

A large number of selected ranges are available in 28 on-trend paint to order colours. You can request that your kitchen be painted in any number or combination of these colours. (See page 224)

MTO MADE TO ORDER

Our made to order products are available to those who desire alternative sizes or designer features to create a bespoke kitchen. Speak to your kitchen designer for further details on what is available.

CMS COLOUR MATCH SERVICE

Choose that 'specific' colour you have been longing after using our Colour Match Service. It's as easy as you providing a RAL (European Standard) or BS (British Standard) colour reference and we will match it.



ALDANA

Style: skinny shaker
Finish: ash painted

- EX
- PTO
- CMS
- MTO

EXPRESS COLOURS

Porcelain	Light Grey	Stone
Dust Grey	Marine	

23 PAINT TO ORDER COLOURS *see page 224*



DAWSON

Style: skinny shaker with bevelled edge & v-groove
Finish: smooth matte foil

- EX

EXPRESS COLOURS

Porcelain	Light Grey	Cashmere
Dust Grey	Indigo	Graphite



FLORENCE

Style: shaker with internal bead
Finish: smooth matte painted

- EX
- PTO
- CMS

EXPRESS COLOURS

Porcelain	Light Grey	Dust Grey
Graphite		

24 PAINT TO ORDER COLOURS *see page 224*



JEFFERSON

Style: raised centre panel
Finish: ash painted or light oak

- EX
- PTO
- CMS
- MTO

EXPRESS COLOURS

Light Oak	Ivory
-----------	-------

27 PAINT TO ORDER COLOURS *see page 224*



BELGRAVIA

Style: inframe shaker with internal bead
Finish: ash painted

- PTO
- CMS
- MTO

28 PAINT TO ORDER COLOURS *see page 224*



ELLESMERE

Style: inframe effect skinny shaker
Finish: smooth matte painted

- PTO
- CMS

28 PAINT TO ORDER COLOURS *see page 224*



GEORGIA

Style: shaker
Finish: smooth matte painted

- EX
- PTO
- CMS

EXPRESS COLOURS

Porcelain	Light Grey	Dust Grey
Marine	Graphite	

23 PAINT TO ORDER COLOURS *see page 224*



KELSO

Style: slab
Finish: ash stained

- STO
- MTO

KELSO COLOURS

Sand Dune	Silver Sage	Fern Green
Vintage Port	Pacific Blue	Truffle Grey



CLIFDEN

Style: skinny shaker
Finish: smooth matte painted

- EX
- PTO
- CMS

EXPRESS COLOURS

Porcelain	Light Grey	Marine
Heritage Green		

24 PAINT TO ORDER COLOURS *see page 224*



FERRO

Style: slab
Finish: painted metal

- MTO

FERRO COLOURS

Iron	Copper	Brass
Rusted Iron	Oxidised Copper	Burnished Brass



HARBORNE

Style: shaker with integrated handle
Finish: ash painted

- PTO
- CMS

28 PAINT TO ORDER COLOURS *see page 224*



KENSINGTON

Style: shaker with bevelled edge & v-groove
Finish: ash effect foil

- EX

EXPRESS COLOURS

Porcelain	Ivory	Mussel
Light Grey	Cashmere	Dust Grey
Indigo	Graphite	



MADISON

Style: shaker with v-groove
Finish: ash painted or light oak

EX PTO CMS MTO

EXPRESS COLOURS

Light Oak	Porcelain	Ivory
Mussel	Light Grey	Sage Green
Stone	Dust Grey	Marine

20 PAINT TO ORDER COLOURS *see page 224*



STRADA MATTE

Style: slab with integrated J-handle
Finish: smooth matte painted

EX PTO CMS

EXPRESS COLOURS

White	Porcelain	Light Grey
Cashmere	Dust Grey	Marine
Graphite		

21 PAINT TO ORDER COLOURS *see page 224*



WAKEFIELD INFRAME EFFECT

Style: inframe effect shaker with internal bead
Finish: ash painted

PTO MTO

28 PAINT TO ORDER COLOURS *see page 224*



ZOLA SOFT-MATTE

Style: slab
Finish: PET foil

EX

EXPRESS COLOURS

White	Porcelain	Light Grey
Cashmere	Dust Grey	Indigo
Graphite		



REZANA

Style: slab
Finish: knotty oak veneer cross scratched and stained

STO MTO

REZANA STAINS

Light Oak	Parched Oak	Espresso
Weathered Silver	Carbon	Hacienda Black



TAVOLA

Style: slab with horizontal grain
Finish: oak veneer painted or stained

STO PTO CMS

TAVOLA STAINS

Light Oak	Parched Oak	Espresso
Weathered Silver	Carbon	Hacienda Black

28 PAINT TO ORDER COLOURS *see page 224*



ZOLA GLOSS

Style: slab
Finish: high gloss polyurethane

EX

EXPRESS COLOURS

White	Porcelain	Ivory
Light Grey	Cashmere	Dust Grey
Graphite		



STRADA GLOSS

Style: slab with integrated J-handle
Finish: high gloss polyurethane

EX

EXPRESS COLOURS

White	Porcelain	Ivory
Light Grey	Cashmere	Dust Grey
Graphite		



WAKEFIELD

Style: shaker with internal bead
Finish: ash painted or light oak

EX PTO CMS MTO

EXPRESS COLOURS

Light Oak	Porcelain	Ivory
Mussel	Light Grey	Sage Green
Stone	Dust Grey	Marine

20 PAINT TO ORDER COLOURS *see page 224*



ZOLA MATTE

Style: slab
Finish: smooth matte painted

PTO CMS

28 PAINT TO ORDER COLOURS *see page 224*

Handles

Choose from our extensive range of handles and knobs to complement traditional, contemporary or anything in between kitchen designs.



K1-193

Polished
Polished Chrome



K1-194

Polished
Polished Brass



K1-191

Polished
Polished Chrome



K1-192

Polished
Polished Brass



K1-172

Polished
Chrome



K1-171

Brushed
Brushed Nickel



K1-173

Rustic
Pewter



K1-175

Polished
Chrome



K1-174

Brushed
Brushed Nickel



K1-176

Rustic
Pewter



K1-255

Brushed
Satin Nickel



K1-256

Rustic
Black Nickel



K1-156

Polished
Polished Nickel



K1-157

Rustic
Pewter



K1-155

Rustic
American Copper



K1-272

Brushed
Brushed Nickel



K1-270

Brushed
Satin Brass



K1-271

Rustic
Antique Copper



K1-195

Polished
Polished Nickel



K1-197

Brushed
Brushed Satin Nickel



K1-196

Rustic
American Copper



K1-282

Brushed
Brushed Inox Look



K1-283

Brushed
Brushed Anthracite



K1-281

Brushed
Brushed Brass



K1-284

Black
Brushed Matte Black



K1-165

Polished
Chrome



K1-166

Polished
Inox Look



K1-266

Brushed
Brushed Nickel



K1-264

Brushed
Satin Brass



K1-265

Rustic
Antique Copper



K1-278

Brushed
Brushed Inox Look



K1-279

Brushed
Brushed Anthracite



K1-277

Brushed
Brushed Brass



K1-280

Black
Brushed Matte Black



K1-185 to K1-187

Polished
Chrome (various lengths available)



K1-201

Brushed
Brushed Copper



K1-52 to K1-53

Brushed
Brushed Anthracite (various lengths available)



K1-184

Brushed
Brushed Nickel



K1-167

Brushed
Matte Chrome



K1-90 to K1-92

Brushed
Nickel (various lengths available)



K1-145

Polished
Chrome



K1-146

Brushed
Brushed Steel



K1-259

Brushed
Satin Nickel



K1-202

Polished
Mirror Polished
Chrome



K1-204

Brushed
Silk Polished
Chrome



K1-205

Polished
Polished Brass



K1-203

Brushed
Brushed Brass



K1-188 to K1-190

Polished
Chrome
(various lengths available)



K1-241 to K1-247

Polished
Chrome
(various lengths available)



K1-248 to K1-254

Black
Matte Black Anodized
(various lengths available)



K1-227 to K1-233

Polished
Chrome
(various lengths available)



K1-234 to K1-240

Black
Matte Black Anodized
(various lengths available)



K1-206

Black
Matte Black



K1-147

Polished
Chrome



K1-148

Brushed
Brushed Steel



K1-86

Brushed
Brushed Chrome



K1-177

Polished
Chrome



K1-178

Brushed
Brushed Nickel



K1-164

Polished
Chrome



K1-269

Brushed
Brushed Nickel



K1-267

Brushed
Satin Brass



K1-268

Rustic
Antique Copper



K1-198

Polished
Polished Nickel



K1-154

Rustic
Pewter



K1-152

Rustic
American Copper



K1-153

Polished
Polished Nickel



K1-215

Brushed
Inox Look



K1-99

Rustic
Pewter



K1-60

Rustic
Antique Pewter



K1-200

Brushed
Brushed Satin
Nickel



K1-199

Rustic
American
Copper



K1-169

Polished
Chrome



K1-170

Rustic
Pewter



K1-159

Polished
Polished
Nickel



K1-160

Rustic
Pewter



K1-61

Rustic
Brass



K1-214

Rustic
Antique Brown



K1-216

Black
Matte Black



K1-226

Rustic
Brass



K1-225

Rustic
Copper



K1-181 to K1-183

Polished
Chrome
(various lengths available)



K1-104

Rustic
Pewter



K1-113

Rustic
Oak



K1-158

Rustic
American
Copper



K1-219

Brushed
Inox Look



K1-218

Rustic
Antique Brown



K1-220

Black
Matte Black



K1-207

Polished
Chrome



K1-209

Brushed
Inox Look



K1-208

Rustic
Antique Brown



K1-210

Black
Matte Black



K1-274

Brushed
Brushed Inox
Look



K1-273

Brushed
Brushed Brass



K1-275

Brushed
Brushed
Anthracite



K1-276

Black
Brushed Matte
Black



K1-263

Brushed
Brushed Nickel



K1-261

Brushed
Satin Brass



K1-262

Rustic
Antique Copper



K1-223

Rustic
Brass



K1-224

Rustic
Copper



K1-221

Rustic
Brass



K1-222

Rustic
Copper



K1-257

Brushed
Satin Nickel



K1-258

Rustic
Black Nickel



K1-211

Polished
Chrome



K1-180

Polished
Chrome



K1-179

Brushed
Nickel



HANDLELESS RAIL



Handleless Rail
Aluminium

PTO

(Also available in 28 standard paint colours, refer to page 224)



FURNITURE LEGS

Our furniture legs have been specially selected to enhance the wide range of complementary furniture pieces that can be created to enhance your living space and lifestyle.

AY-1LEGBRUSHED

Brushed
Brushed Chrome



AY-1LEGPOLISHED

Polished
Polished Chrome



AY-1LEGBRASS

Rustic
Antique Brass



KITCHEN DOOR CARE & MAINTENANCE

With the appropriate care and maintenance our kitchen doors and components are designed to provide many years of reliable service. To help keep it in the best possible condition please follow the simple guidelines below.

INSTALLATION ADVICE

Pre Installation

Ensure that all new-builds or newly plastered rooms have been left to environmentally stabilise prior to the installation of new kitchen doors. Kitchen doors must not be installed into a damp, or moisture-rich environment as it will cause undesirable movement in the joints and panels of the door. A hygrometer should be used to assess conditions.

To help minimise any potential damage to the kitchen whilst you are installing it, please read and adhere to the following instructions and recommendations:

- We would advise that you make an initial check to confirm that you have the correct quantity and sizes of fascias; you can do this by referring to the labels attached to the outer packaging.
- The fascias should be stored flat and away from the working area. Take extreme care when stacking the fascias with hinges attached to ensure that the hinges do not mark other fascias. Do not lean the fascias against one another, or against any surface without proper protection in-between.
- Ensure that you fully inspect each individual fascia prior to attaching the hinges. Claims for damage to the fascia will not be accepted after the hinges have been attached.
- Take extreme care when unpacking the fascias and do not use sharp blades to cut away the packaging.
- When attaching the hinges, place the fascia face down on a soft clean surface, ensuring that there is no grit, sawdust or other matter underneath that could damage the surface of the fascia whilst the hinges are attached. It is good practice to place a sheet of clean cardboard between the fascia and the flat surface prior to attaching the hinges.
- If the hinges are 'knock-in' type, use a rubber mallet to knock the hinges into the fascia without using excessive force.
- Once the hinges have been attached to a door, hang the door on the unit straight away to avoid damage. Do not stack the doors with the hinges touching other doors, as this can cause scratches or marks to the other fascias.
- Do not stack the doors on their ends on any hard surface; this can cause chipping and scratching along the edge of the fascia, especially on the handle edge of ranges with an integral handle. Prior to fitting, the fascias should be stored flat, ensuring that they are not resting on any dirt or debris that may damage or mark the finish.
- You should take extreme care not to put the door down with excessive force on any edge, especially the handle edge, as this will cause crushing/impact damage on these edges.

- Take extreme care not to put the door down on any hard or rough surface such as bare concrete floors, or on any debris such as sawdust, grit or screws, as this can damage the product.
- If the fascias are attached to the carcass, then you should carefully remove the fascias by unclipping the hinges, and storing these flat in a clean safe environment away from your working area, utilising the packing materials from the units.
- Where cutting/scribing décor panels and trim, you must use a sharp quality saw blade of the appropriate grade for fine-cutting, or a suitable router. Small chips can appear along the cut-edge, and so extra care must be taken to minimise the risk of chipping. Using a blunt or inappropriate saw blade will produce a poor finish, and this will not be covered by the guarantee.
- *On Painted Products:* Any fine chips along the cut edge should be smoothed with a fine grade sand paper prior to fitting.
- All cut edges should be sealed against moisture ingress using a suitable water resistant sealant/adhesive prior to installation.
- All trims are supplied in long lengths and need to be cut down on site, and again it is important that this is done using the appropriate tools.
- When fitting the plinth, ensure that you check the dimensions of any adjacent appliances. On occasion, the plinth may need to be pulled forward to ensure that it clears the front of the appliance. This can be achieved by fitting blocks using off-cuts to the rear of the plinth prior to attaching the plinth clips, to step the plinth forward from its normal position.

General Care

As with all kitchen furniture the most common problems found occur as a result of excessive or prolonged exposure to heat and/or moisture. Always ensure that water is not left around sink areas as damage caused as a result is not covered by the guarantee.

Always wipe off excess moisture and be careful with extreme heat sources, such as kettles, ovens and toasters. It is recommended that these heat sources are not placed directly under wall units when they are in use; they generate a higher level of heat and moisture than is often appreciated and can quickly and easily lead to damage of the furniture.

Don't place appliances that create steam (e.g. steamer, coffee maker or kettle) underneath the cabinets so that the steam flows up against the underside of the cabinet and doors.

If using glass cleaner to clean your glass doors be careful not to damage the finish of the door and cabinet parts while cleaning. Do not spray glass cleaner directly on to the glass or cabinet parts as this may discolour the finish of your kitchen cabinets. Instead, spray a small amount of cleaner on to a lint free cloth or paper towel then wipe the glass.

Don't open the door of the dishwasher immediately after the programme has ended, as exposure to heat and the high humidity increases the risk that the door may absorb moisture and swell.

Please note that after a period of time it is quite normal for the colouring of kitchen units to mellow in colour. This is not a manufacturing fault and is as a result of exposure to light. This means that any additional parts subsequently ordered for your kitchen, or supplied as replacements may not be an exact colour match. However any additional parts supplied will also mellow over time to blend with your existing units.

The colour of doors and drawer fronts may appear mismatched in colour. This apparent mismatch is sometimes the effect of differing light conditions within your kitchen, (known as metamerism). To check your doors and fascia you should place them side by side in natural daylight for comparison.

Cleaning advice for all door types including timber, painted, foil & stainless steel

- Do not use wax-furniture polish, abrasive or aggressive cleaners, bleach or other hypochlorite (chlorine) based cleaners, multipurpose cleaners, dilutes, acetone, alcohol, solvent or similar products on the door, as this will damage the surface; additionally wax and polishes leave a residue build up that is difficult to remove.
- Only use a 5% soap, 95% water (liquid soap) solution, wiping with a damp (not wet) cloth, finally drying with a soft clean cloth.
- Ensure all cooking splashes are wiped immediately with a damp cloth; and dust with a soft cloth only.
- Never use any abrasive pads or abrasive cleaners on the furniture. Spills and condensation on the fascias/panels should be cleaned and dried immediately.

Timber & Veneered Doors

Cleaning: when cleaning timber doors you must follow the pattern of the grain. It is advisable to use a damp (not wet) cloth to remove fingerprints and marks, followed at once with a clean and dry soft cloth.

Moisture: excess moisture can damage a timber product - it is recommended that susceptible areas such as around the sink are thoroughly maintained and kept dry at all times.

Light: timber changes colour when exposed to light. Light, lacquered surfaces also have a certain tendency to "yellow with age" depending on the exposure to light. The species of timber and intensity of exposure will affect the rate of change. Due to this we recommend that timber samples be changed regularly.

It is advised that colour change is taken into consideration when replacing or fitting new doors some time after the original kitchen has been installed.

Foil & High Gloss Finished Doors

Foil/Lacquer coated products are manufactured from the highest quality materials. Please be careful not to puncture the foil/melamine lacquered surface of your panels. These should be kept dry in order to prevent moisture ingress.

Your gloss doors will come with a protective film over the front. You should remove this only after they are installed as the curing process continues for around 72 hours after the film is removed. This means the doors will be liable to scratching and other marks. You should avoid cleaning the doors for at least a few days to prevent any marks appearing on the surface.

You should clean the doors with a soft damp cloth and a mild detergent. Never use any harsh or abrasive cleaners as this may damage the gloss surface of the door. Normal cleaning and polishing may leave minor scratches on the surface of the door, which is quite natural.

Moisture: Periodically clean the interior and exterior surfaces of the door using a soft, damp cloth. Wipe dry all surfaces after cleaning.

Use only cleaning agents that are intended for the materials used in your kitchen. Avoid any agents that contain ammonia, alcohol, bleach or an abrasive.

If the surface of the product is exposed to any oil based substance (for example olive oil, butter, margarine or cooking oil), the spillage must be wiped away immediately to prevent staining. Grease marks caused by these oil-based products can easily be removed by use of a mild detergent, non-abrasive cleaner if used immediately after spillage has happened.

Abrasive cleaners are not recommended for this type of product. Do not expose the doors or panels to a temperature in excess of 60°C (140°F) (Approximately the temperature of washing up water).

Light: If the doors are supplied with a protective film on the face they must not be directly exposed to sunlight. Once installation is complete, carefully remove the protective film from the front of the fascia. We also advise that colour change is taken into consideration when replacing or fitting new doors some time after the original kitchen has been installed.

Painted Doors

Cleaning: it is advisable to use a damp (not wet) cloth to remove fingerprints and marks, followed at once with a clean and dry soft cloth. Any form of furniture polish or other cleaning products should be avoided.

Light: painted finishes will change colour when exposed to light - the intensity of exposure will affect the rate of change. Any colour samples and door samples provided should be used as a guide only and due to certain variables, may not provide an exact match to the finished painted product.

We also advise that colour change is taken into consideration when replacing or fitting new doors some time after the original kitchen has been installed.

Stained Doors

Our range of stains are protected by an application of lacquer.

Cleaning: it is advisable to use a damp (not wet) cloth to remove fingerprints and marks, followed at once with a clean and dry soft cloth.

Light: stained finishes will change colour when exposed to light - the intensity of exposure will affect the rate of change.

We also advise that colour change is taken into consideration when replacing or fitting new doors some time after the original kitchen has been installed.



KITCHEN
STOR |
KITCHENSTORI.COM

